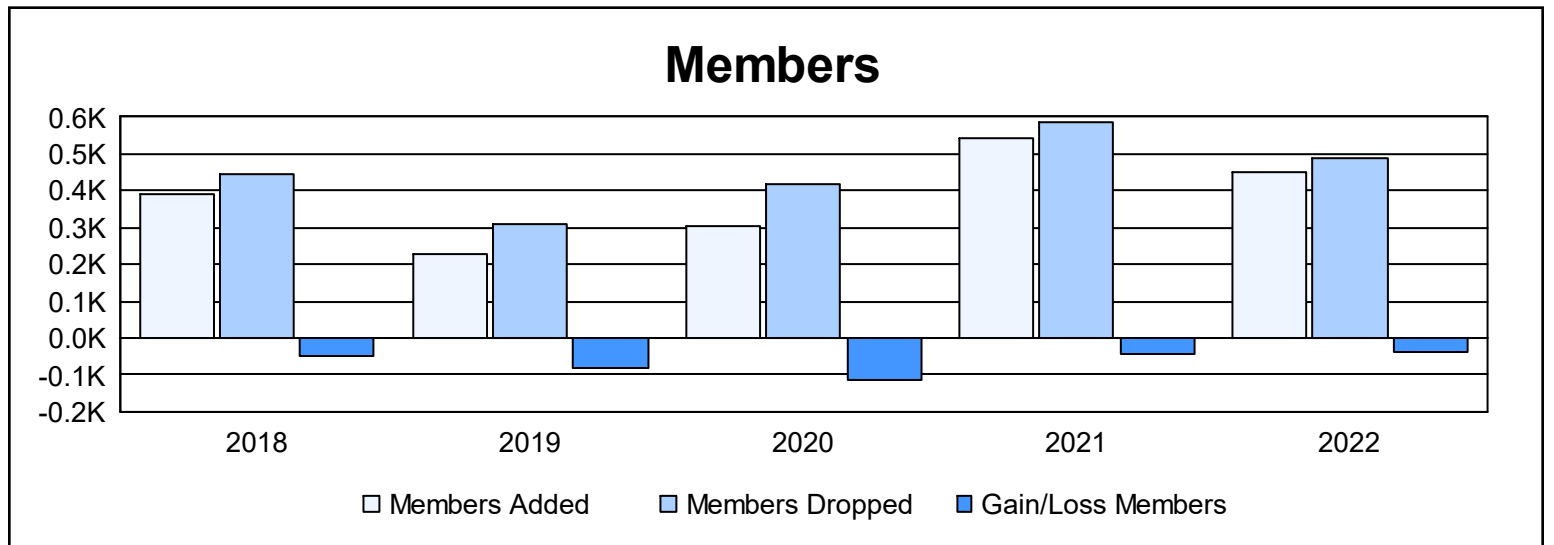
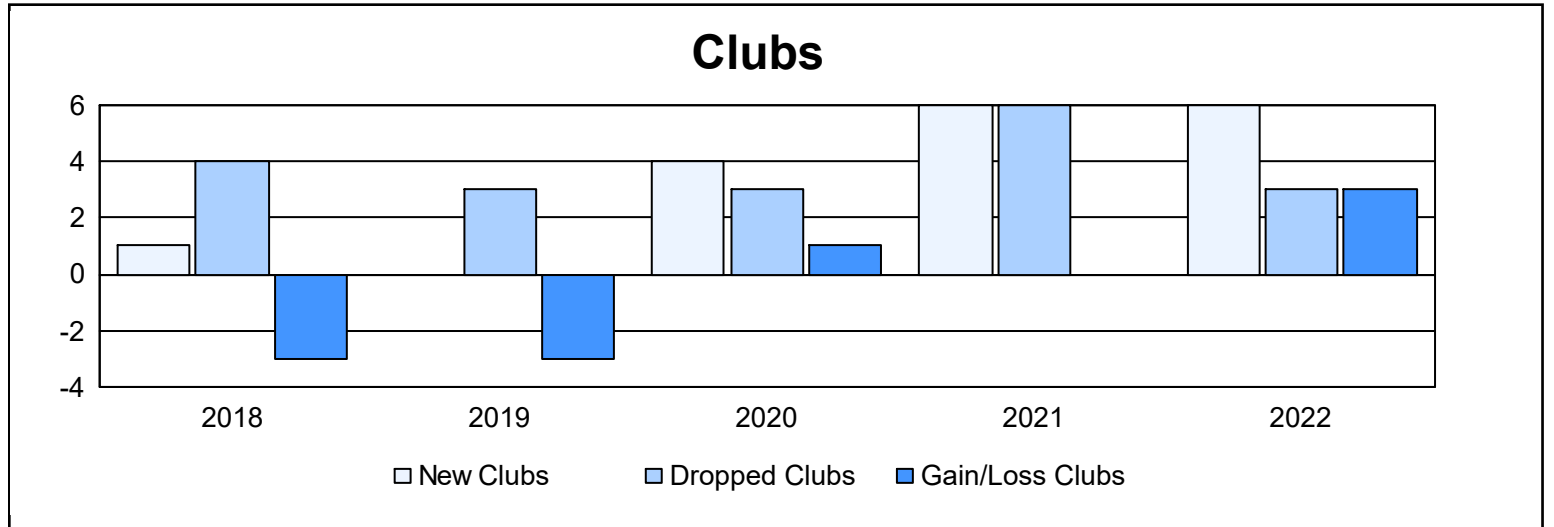
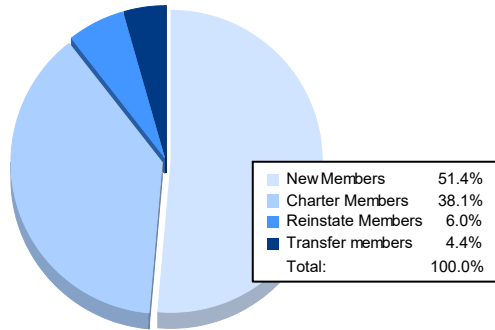


Year	New Clubs	Dropped Clubs	Gain/ Loss Clubs	New Members	Charter Members	Reinstate Members	Transfer Members	Total Member Added	Total Members Dropped	Gain/ Loss Members
2017-2018	1	4	-3	271	55	43	23	392	443	-51
2018-2019	0	3	-3	189	15	9	13	226	309	-83
2019-2020	4	3	1	135	131	19	20	305	418	-113
2020-2021	6	6	0	169	275	61	37	542	586	-44
2021-2022	6	3	3	232	172	27	20	451	491	-40
<b>Average</b>	<b>3</b>	<b>4</b>	<b>0</b>	<b>199</b>	<b>130</b>	<b>32</b>	<b>23</b>	<b>383</b>	<b>449</b>	<b>-66</b>



### Membership Composition June 2022 Cumulative



### Gender Composition June 2022 Cumulative

